

VeriSafe™ Absence of Voltage Tester

The Safe Way to Verify the Absence of Voltage.

When servicing electrical equipment, workers must comply with safety regulations that require a voltage verification test to validate the absence of voltage. This process includes a number of stages that can be complex and time-consuming when using hand-held portable test instruments.




The patent-pending VeriSafe™ Absence of Voltage Tester from Panduit simplifies this process by automating the voltage verification process.

Once installed, a simple push of a button enables qualified electrical workers to verify the absence of voltage and see an active indication when the absence of voltage is confirmed. This provides a new and innovative way to safely, reliably, and efficiently verify the absence of voltage before accessing potentially dangerous electrical equipment.

By automating this process, the VeriSafe™ Absence of Voltage Tester

- Reduces the risk of exposure of electrical hazards for improved worker safety
- Reduces testing procedure time and complexity to improve productivity
- Supports compliance when used as part of the lockout/tagout process described in NFPA 70E*



The VeriSafe™ Absence of Voltage Tester minimizes risk by verifying the absence of voltage before equipment is accessed, making it easier for qualified electrical workers to determine an electrically safe environment in a fraction of the time compared to hand-held portable test instruments.

Key Features

Benefits

Improved Safety & Risk Reduction	Determine voltage status BEFORE equipment is accessed Prevents direct exposure to electrical hazards
Increased Productivity	Easy to use, initiate test with the push of a button No additional tools required Provides visual alert to abnormal power conditions
Simplified Process for Easier Compliance	Test sequence based on the steps in NFPA 70E for verification of an electrically safe work condition Automated test helps reduce operator errors
Reliable Results	Fail-safe design with active indications Safety functions meet SIL 3 per IEC 61508-1
Flexible Applications	Designed for testing three-phase circuits up to 600V Install on line or load side of electrical disconnect Detects absence of AC and DC voltage

*The VeriSafe Absence of Voltage Tester satisfies the requirements for permanently mounted test devices described in NFPA 70E-2018 120.5 (7) Exception 1 when it is installed in accordance with the ratings and instructions in the VeriSafe AVT Installation Manual.

VeriSafe™ Absence of Voltage Tester

Electrical Safety

Prior to performing de-energized work on electrical equipment, NFPA 70E requires that workers verify equipment is in an electrically safe state. Until proven otherwise, equipment must be treated as energized and necessary precautions must be observed.

One of the steps in the process of verifying that equipment is in an electrically safe state involves a test for the absence of voltage.

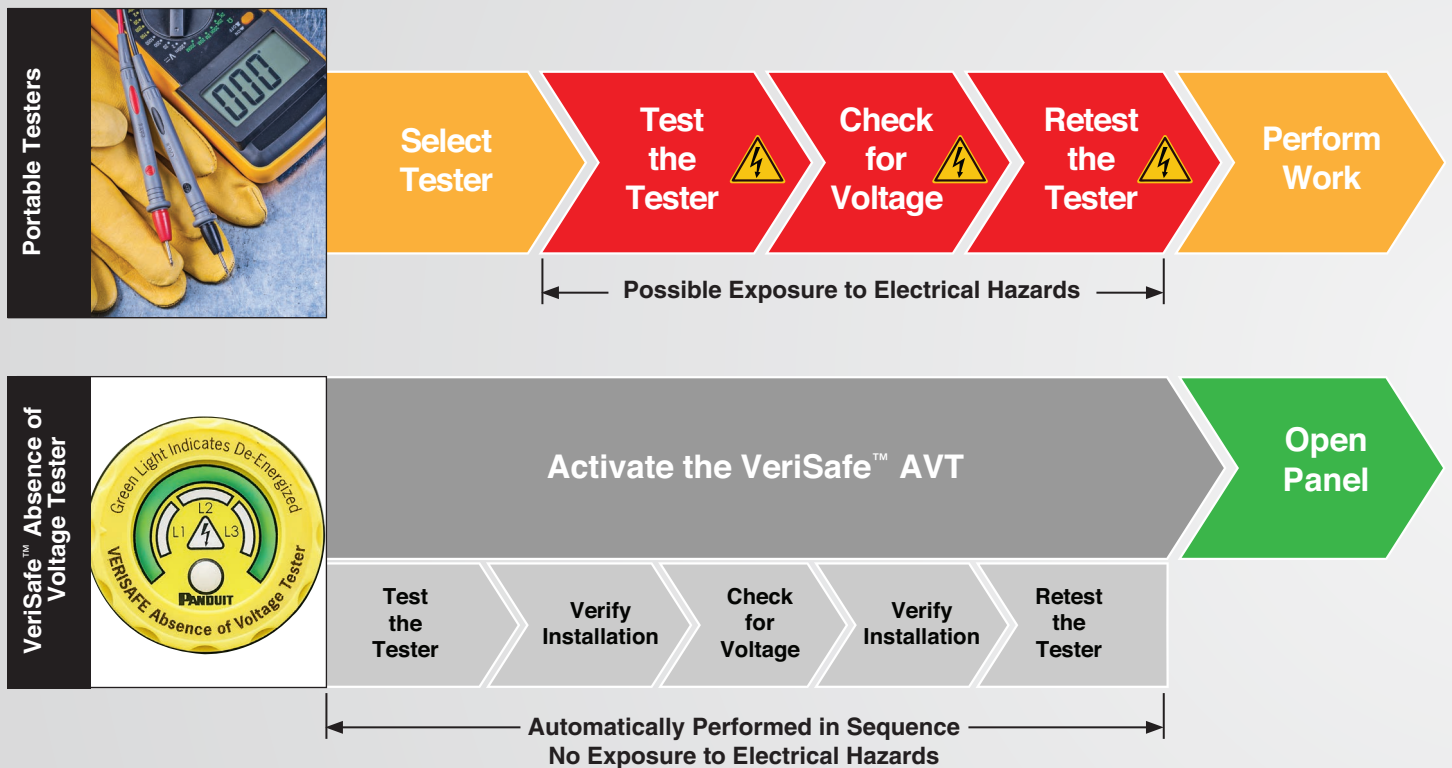
Verifying the Absence of Voltage

Before and after testing, the functionality of the tester must be verified on a known source. When using a portable tester, this is a time-consuming process and may involve exposure to electrical hazards.

Using the VeriSafe™ Absence of Voltage Tester reduces risk and ensures the entire process is performed in the proper sequence – every time, every test.



Comparison of Testing Methods



VeriSafe™ Absence of Voltage Tester

More than a Voltage Indicator

Voltage indicators warn of hazardous voltage, but cannot be used to confirm if equipment is de-energized. Absence of voltage testers are permanently-mounted test devices designed to verify that a circuit is de-energized prior to opening an electrical enclosure containing electrical conductors and circuit parts.

RED indicators illuminate when hazardous AC voltage is present.

When voltage is not detected, indicators are not illuminated. This does not guarantee the absence of voltage.

Pressing the "TEST" button initiates the voltage test, indicated by the flashing **YELLOW** caution indicator.

GREEN indicator illuminates only when the absence of voltage has been verified.



Upstream Power: ON

Upstream Power: OFF

Upstream Power: OFF

Upstream Power: OFF

Absence of Voltage Testers are Fail-Safe and Reliable

- Test each phase conductor or circuit part phase-to-phase and phase-to-ground for absence of voltage
- Built-in test circuit verifies operation on a known voltage source before and after absence of voltage test
- Verifies installation of hardwired test leads before and after absence of voltage test
- Functional safety principles ensure hardware and firmware are designed to prevent and control dangerous failures of safety functions
- Installed device ensures tester is rated for the application and is less susceptible to damage than portable testers
- Automated test sequence helps reduce operator errors

VeriSafe™ Absence of Voltage Tester

System Components

- 1 Indicator Module**
 - 30mm knockout, mount on exterior of enclosure
 - Operate and maintain without exposure to electrical hazards
 - Instruction label with operating instructions
- 2 AVT System Cable**
 - Connects Isolation Module to Indicator Module
 - 600V cable available in multiple lengths for easy installation
 - Replaceable with connectors on each end
- 3 Isolation Module**
 - Prevents hazardous voltage from reaching door
 - Universal mounting (DIN rail or surface tabs)
 - Output contacts provide ability to create alarms or communicate with other systems
- 4 Sensor Leads**
 - Can be installed on line or load side of electrical disconnect
 - 2 leads per phase; must be physically separated from each other



Simple Battery Replacement

- Long-life industrial battery
- Replaceable from outside the enclosure
- Interior battery compartment is fingersafe (IP20)
- No tools required








VeriSafe™ Absence of Voltage Tester



1

PANDUIT VERISAFE Absence of Voltage Tester CAT III (600V)

-  Push Button to Begin Test
-  Flashing - Test in Progress
-  Solid - Voltage may be Present
-  Equipment De-Energized, < 3V
-  Hazardous Voltage Present

Tester location: Line Load Other _____



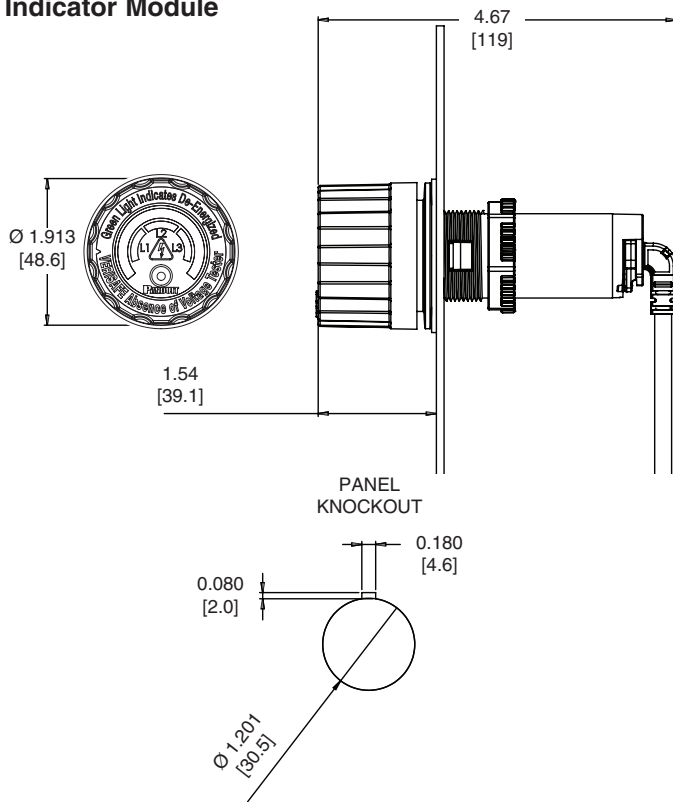
Follow safety procedures and use required PPE

Instruction Label

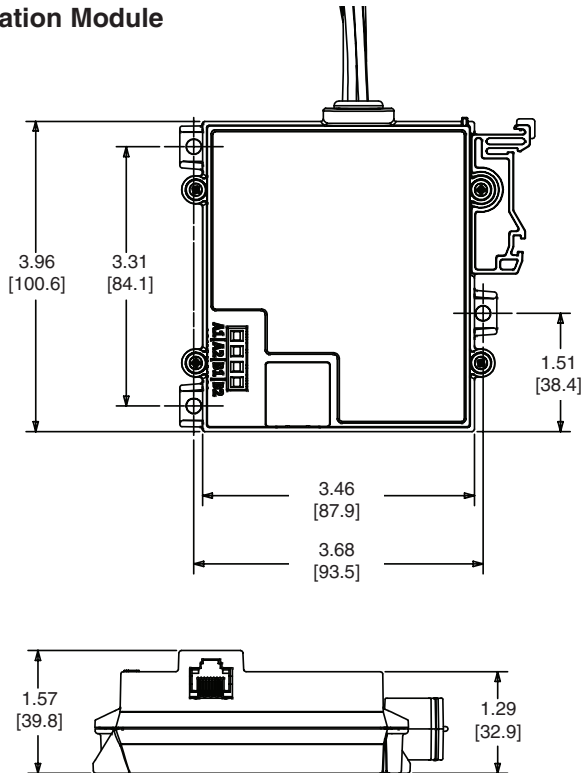
VeriSafe™ Absence of Voltage Tester

Dimensions*

Indicator Module

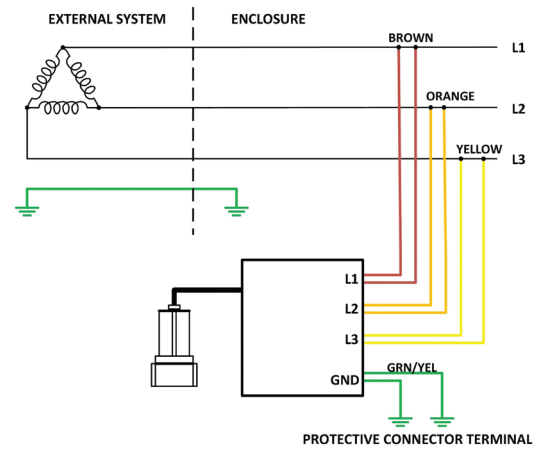


Isolation Module

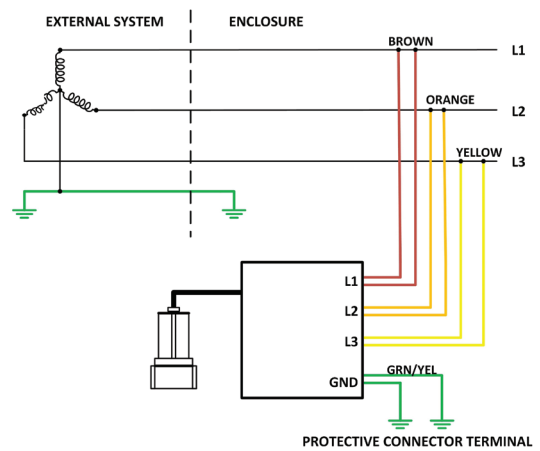


Schematics

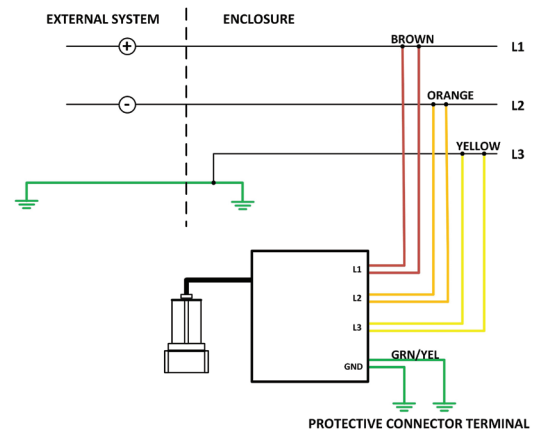
Three-Phase Delta: 3 Wire + PE



Three-Phase WYE: 3 Wire + Neutral and PE

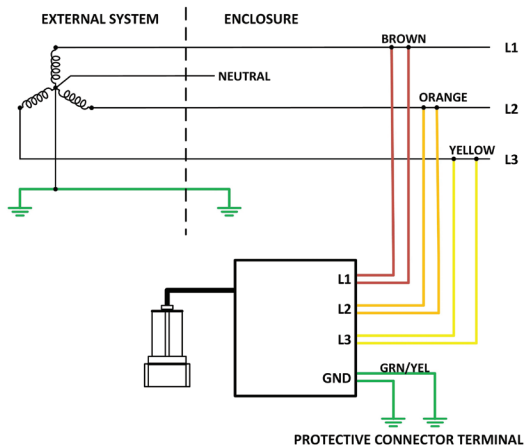


DC System: 2 Wire +

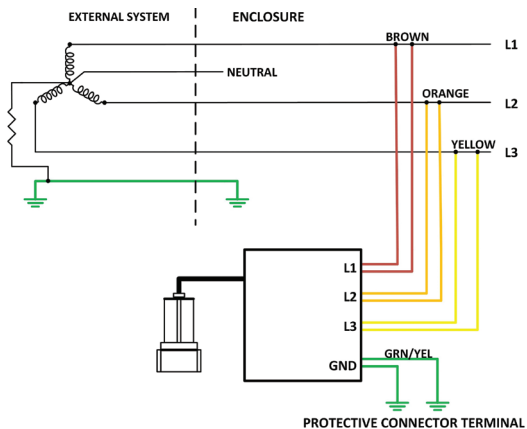


Warning: The AVT must be installed correctly and grounded as described in the installation instructions to provide proper indication of absence of voltage. Sensor leads, including ground, must not be mechanically connected to each other in order for the device to verify connection to the circuit.

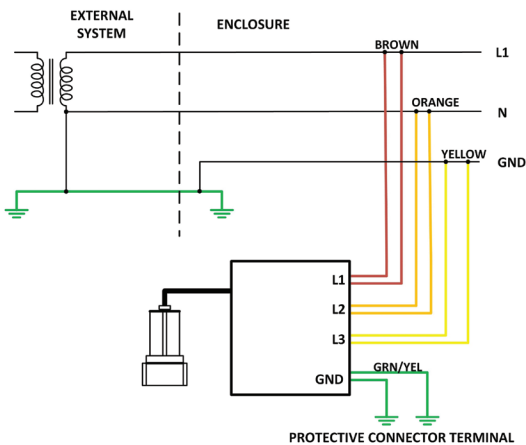
Three-Phase WYE: 3 Wire + PE (No Neutral)



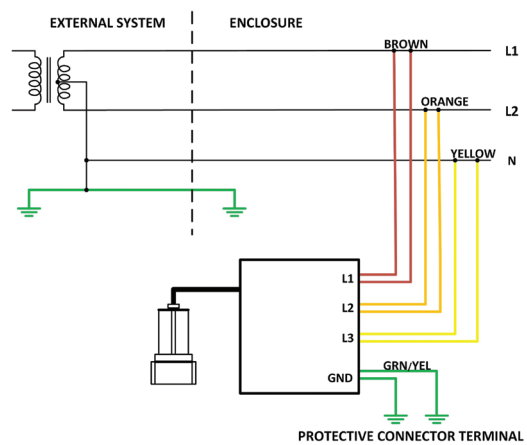
Three-Phase WYE High Resistance Ground: 3 Wire + Neutral and PE



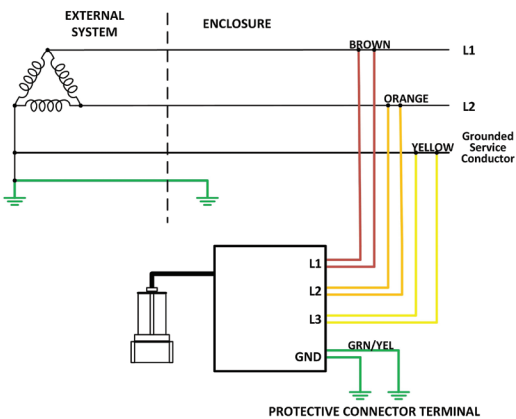
Single-Phase: 2 Wire + PE



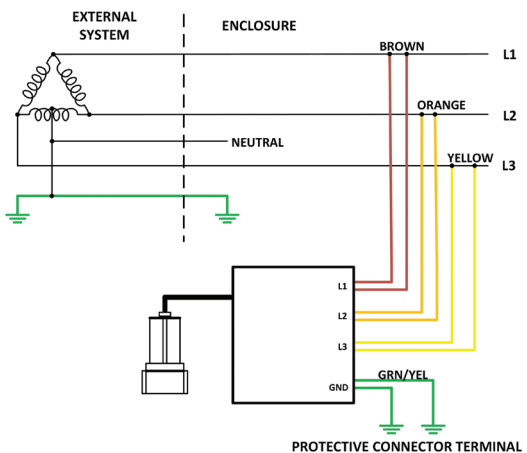
Single-Phase: 3 Wire + PE



Corner Grounded DELTA: 3 Wire + PE



High-Leg DELTA: 3 Wire + Neutral + PE



Voltage Verification System

Ordering Information

Part Number	Part Description
VeriSafe™ Absence of Voltage Testers	
VS-AVT-C02-L03	VeriSafe™ Absence of Voltage Tester with 2 ft. system cable, 3 ft. sensor leads.
VS-AVT-C02-L10	VeriSafe™ Absence of Voltage Tester with 2 ft. system cable, 10 ft. sensor leads.
VS-AVT-C08-L10	VeriSafe™ Absence of Voltage Tester with 8 ft. system cable, 10 ft. sensor leads.

Accessories

VS-AVT-CABLE-02	VeriSafe™ Replacement Cable, 2 ft.
VS-AVT-CABLE-08	VeriSafe™ Replacement Cable, 8 ft.

Sensor Lead Connection Kits

VS-CKBB8-4	VeriSafe Connection Kit for Tapping 8 to 4 AWG conductors.
VS-CKBB6-2	VeriSafe Connection Kit for Tapping 6 to 2 AWG conductors.
VS-CKBB2-00	VeriSafe Connection Kit for Tapping 2 to 2/0 AWG conductors.

Equipment Retrofit Kits

VS-AVT-RKBB2	Complete kit to retrofit equipment with VeriSafe Absence of Voltage Tester. Includes AVT device with 10ft. sensor leads, 2ft. and 8ft. system cable, Connection Kit 8-4AWG power connectors, (12) cable ties, (6) cable ties mounts, (1) wire markers.
VS-AVT-RKBB3	Complete kit to retrofit equipment with VeriSafe Absence of Voltage Tester. Includes AVT device with 10ft. sensor leads, 2ft. and 8ft. system cable, Connection Kit 6-2AWG power connectors, (12) cable ties, (6) cable ties mounts, (1) wire markers.
VS-AVT-RKBB4	Complete kit to retrofit equipment with VeriSafe Absence of Voltage Tester. Includes AVT device with 10ft. sensor leads, 2ft. and 8ft. system cable, Connection Kit 2-2/0AWG power connectors, (12) cable ties, (6) cable ties mounts, (1) wire markers.

Technical Specifications

Applications

Electrical System	For use in 1 and 3-phase AC systems
Voltage Detection Range	Up to 600V AC (50/60Hz), 600V DC; Rated tolerance +10%
Absence of Voltage Threshold	3 V
Overvoltage Category	III (600 V)
Degree of Protection*	Indicator Module: For Flat Surface Mounting in a TYPE (UL, NEMA and CSA) 1, 12, 4, 4X, or IP66 Enclosure Isolation Module: Open Type, IP20

Environment

Operating Temperature	0°C to + 60°C (32°F to 140°F)
Storage Temperature	-45°C to + 85°C (-49°F to +185°F)
Humidity	5 to 90% non-condensing; Rated 80% at 40°C, decreasing linearly to 50% at 60°C
Pollution Degree	3
Altitude	Up to 2000 meters (1.24 miles)

Battery

Type	Industrial 3.6V Lithium AA, see table in Maintenance section of installation guide for compatible batteries.
------	--

Standards

UL 1436	Standard for outlet circuit testers and similar indicating devices
CAN/CSA-C22.2 No. 160	Voltage and Polarity Testers
IEC / UL / CSA C22.2 No. 61010-1	Safety requirements for electrical equipment for measurement, control, and laboratory use – Part 1: General Requirements
IEC / UL / CSA C22.2 No. 61010-2-030	Safety requirements for electrical equipment for measurement, control, and laboratory use – Part 2-030: Particular requirements for testing and measuring circuits
UL 508 & CSA-C22.2 No. 14	Industrial control equipment
IEC 61508-1, -2, and -3 (SIL 3 Rating)	Safety of Electrical/Electronic/programmable Electronic safety-related security systems – Part 1 General Requirements Part 2 Requirements for Electrical / Electronic / Programmable safety related systems Part 3 Software Requirements
FCC - CFR 47 Part 15 Subpart B	Radio frequency devices
IEC 61326-1, -3-1, -3-1: corr 1 EN 61326-1, -3-1	Electrical equipment for measurement, control and laboratory use-EMC requirements - Part 1 Part 3-1: Immunity requirements for safety-related systems and for equipment intended to perform safety-related functions (functional safety) - General industrial applications including corrigendum 1
EN 55011, CISPR 11	Industrial, scientific and medical equipment - Radio-frequency disturbance characteristics - Limits and methods of measurement
IEC / EN61000-3-2 IEC / EN61000-3-3	Electromagnetic compatibility (EMC) - Part 3-2: Limits — Limits for harmonic current emissions (equipment input current ≤ 16 A per phase)
EN 61000-6-2	Electromagnetic compatibility (EMC) - Part 6-2: Generic standards - Immunity for industrial environments
AS/NZS CISPR 11	Australian / New Zealand Standard - Industrial, scientific and medical equipment—Radio-frequency disturbance characteristics—Limits and methods of measurement
CAN - ICES-001	Industrial, Scientific and Medical (ISM) radio frequency generators.
CE	Conformity Marking for European Economic Area
RoHS	Restriction of hazardous substances

*Degree of protection specified is related to the Indicator Module only. To meet the TYPE (UL, NEMA and CSA) 1, 12, 4 or 4X requirements, mount on a flat surface of an enclosure meeting the appropriate UL TYPE or NEMA rating. Verify that the seal and o-rings are clean to ensure proper sealing.

WORLDWIDE SUBSIDIARIES AND SALES OFFICES

PANDUIT US/CANADA
Phone: 800.777.3300

PANDUIT EUROPE LTD.
London, UK
cs-emea@panduit.com
Phone: 44.20.8601.7200

PANDUIT SINGAPORE PTE. LTD.
Republic of Singapore
cs-ap@panduit.com
Phone: 65.6305.7575

PANDUIT JAPAN
Tokyo, Japan
cs-japan@panduit.com
Phone: 81.3.6863.6000

PANDUIT LATIN AMERICA
Guadalajara, Mexico
cs-la@panduit.com
Phone: 52.33.3777.6000

PANDUIT AUSTRALIA PTY. LTD.
Victoria, Australia
cs-aus@panduit.com
Phone: 61.3.9794.9020



For more information
Visit us at www.panduit.com
Contact Customer Service by email: cs@panduit.com
or by phone: 800-777-3300

©2017 Panduit Corp.
ALL RIGHTS RESERVED.
Printed in the U.S.A.
SFCB06--WW-ENG
12/2017